

SHOWERTEC STKPV

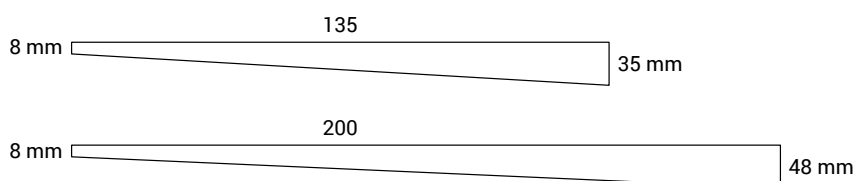
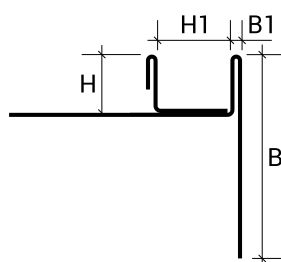
PRODUCT DESCRIPTION



The SHOWERTEC STK range includes a series of profiles dedicated to the shower area. They are products designed to simplify the installation phase. STKPV profiles act as a transition between the sloping tiled shower tray and the floor when you want to install the glass wall as well. The latter can be combined with its STKF front profile and with the STKV glass holder profile mounted on the cladding to achieve safe assembly of the glass shower wall and to obtain a homogeneous and optimal finish thanks to the clean line of the installation. The Showertec STK profiles create bathroom environments with a minimalist and modern design, obtaining floor-level showers without obstacles and without architectural barriers.

TECHNICAL FEATURES

Length: 1.35 meters - 2.00 meters



Stainless Steel

H = 10 mm

B1 = 2 mm

MATERIAL DESCRIPTION

Stainless Steel

Steel profiles are made by cold forming sheets of constant thickness, thus differing from the corresponding aluminum and brass versions made by hot extrusion, while maintaining their application and dimensional characteristics. Stainless steel effectively resists high mechanical stress and is particularly suitable for use in the chemical, food, and hospital sectors, where hygiene, durability, and chemical resistance are essential. Normally produced with a semi-gloss finish, a brushed finish can also be achieved by partially removing material using rotating nylon and quartz fiber brushes. This process gives the surface a matte appearance without altering its characteristics.

AISI 304 STAINLESS STEEL - EN X 5 CrNi 18 10 - DIN 1.4301:

This steel belongs to the AUSTENITIC category and is the most widespread and commonly used alloy for products requiring high technical and performance characteristics. It is highly resistant to most chemical agents but may stain or darken superficially; a standard polishing product is sufficient to restore its original appearance.



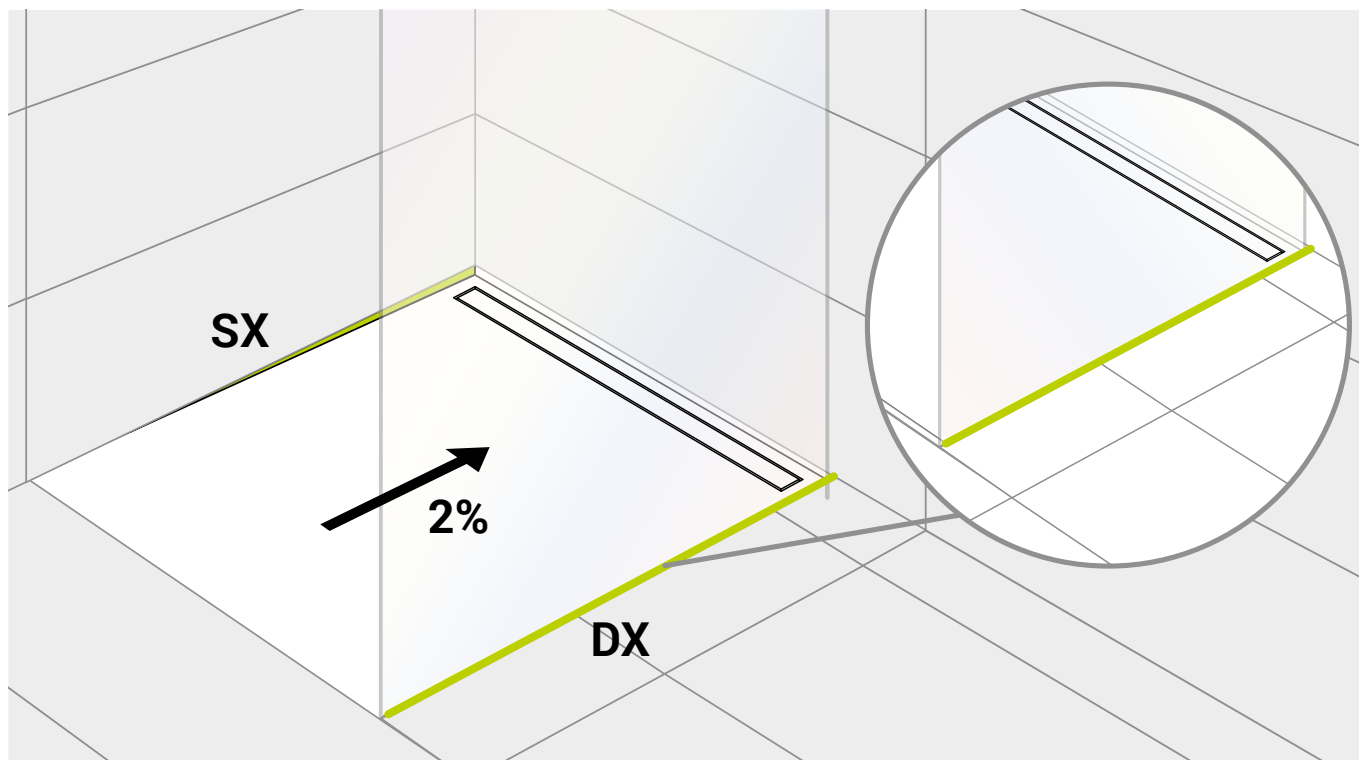
IS



IB

showertec >> STKPV shower profile in Stainless Steel AISI 304 - DIN 1.4301 - Brushed		
Item	H1xB mm	Finish
STKPV35IS135DX	13x35	IS - Brushed
STKPV35IS135SX	13x35	IS - Brushed
STKPV48IS200DX	13x48	IS - Brushed
STKPV48IS200SX	13x48	IS - Brushed

showertec >> STKPV shower profile in AISI 304 stainless steel - DIN 1.4301 - Black		
Item	H1xB mm	Finish
STKPV35IB135DX	13x35	IB - Black
STKPV35IB135SX	13x35	IB - Black
STKPV48IB200DX	13x48	IB - Black
STKPV48IB200SX	13x48	IB - Black



APPLICATION

1. Cut the profile to the desired length;
2. Apply the tile adhesive to the surface where the profile will be laid and position it, pressing it so that it is embedded in it;
3. Position the glass and fix it in the profile;
4. Lay the tiles by spreading the adhesive over the entire surface using the full-bed technique and taking care to leave a 2 mm joint;
5. Clean any adhesive residue from the profile before it dries;
6. Fill carefully, covering all the joints and clean the profile of all residues before they dry.

CLEANING AND MAINTENANCE

STAINLESS STEEL:

Stainless steel is easy to clean and very hygienic because of its smooth, nonporous surface, which hinders the growth of bacteria. To keep it in good condition, simply wash it with warm soapy water, rinse it thoroughly and dry it with a soft cloth. If exposed to weathering, periodic cleaning is recommended to prevent corrosion. Brushed surfaces should be cleaned in the direction of brushing. In case of scratches, a specific polish can be used with a soft cloth. Avoid cleaning agents containing hydrochloric acid, hydrofluoric acid or bleach, as well as abrasive products. Do not leave ordinary steel objects in contact with stainless steel to prevent contamination and rust stains. Also, do not leave damp patches or sponges on the surface to prevent water halos.

Profilitec S.p.A.
Via Scotte, 3 - 36033 Isola Vicentina (Vicenza), ITALY
Tel: +39 0444 268311
e-mail: profilitec@profilitec.com

Profilitec Corp.
e-mail: customerservice@profilitec.com
Profilitec Ibérica, S.L.U.
e-mail: iberica@profilitec.com

Profilitec France
e-mail: france@profilitec.com

WARNINGS

These profiles should be handled with care, using cut-resistant gloves. The indications and prescriptions herein, while corresponding to our experience, are to be considered purely indicative and must be confirmed by exhaustive practical applications. Profilitec declines any responsibility for any damage to people or things resulting from improper use of the products. The user is required to determine whether or not the product is suitable for use and assumes all responsibility arising from incorrect installation of the material.

BILL OF QUANTITIES ITEM

Supply and installation of profile in _____ (material), with finish _____
 _____ (see Material Description section) of characteristic size _____ mm, acting as a shower
 profile with sloping floor-level glass holder.

Family type _____ from the Profilitec company as a glass support profile for showers for sloping
 floors to be supplied and installed properly, following the methods and fields of application suggested by the manufacturer.

Profile length: 2700 mm

Profile SKU: _____

Material: _____ €/m

Installation: _____ €/m

Totale price: _____ €/m

Profilitec S.p.A.
 Via Scotte, 3 - 36033 Isola Vicentina (Vicenza), ITALY
 Tel: +39 0444 268311
 e-mail: profilitec@profilitec.com

Profilitec Corp.
 e-mail: customerservice@profilitec.com

Profilitec Ibérica, S.L.U.
 e-mail: iberica@profilitec.com

Profilitec France
 e-mail: france@profilitec.com